



**Electrolux**  
PROFESSIONAL

**Modular Cooking Range Line**  
**thermaline 90 - 700 mm Open base,**  
**GN conform, 1 Side (H2) - H=550**

ITEM # \_\_\_\_\_

MODEL # \_\_\_\_\_

NAME # \_\_\_\_\_

SIS # \_\_\_\_\_

AIA # \_\_\_\_\_



**589497 (MC1BDAG000)**

Open Base, one-side  
operated, GN - H2

### Short Form Specification

**Item No.** \_\_\_\_\_

700 mm wide open base compartment to store pots, pans, sheet pans, etc. with hygienic design and round edges. Internal frame for heavy duty sturdiness in stainless steel. Flat surface construction, easily cleanable. Open storage space in the base accepts GN 1/1 containers.

IPX5 water resistant certification.

Configuration: One-side operated freestanding base, hygienic class H2.

### Main Features

- All major components may be easily accessed from the front.
- Unit to be placed below modular top appliances to store pots, pans, sheet pans, etc.

### Construction

- IPX5 water resistance certification.
- Hygienic design of the open base compartment with large round edges.
- 2 mm top in 1.4301 (AISI 304).
- Flat surface construction with minimal hidden areas to easily clean all surfaces
- Storage space in the base of the appliance that can accept GN1/1 containers.
- Internal frame for heavy duty sturdiness in stainless steel.

**APPROVAL:** \_\_\_\_\_



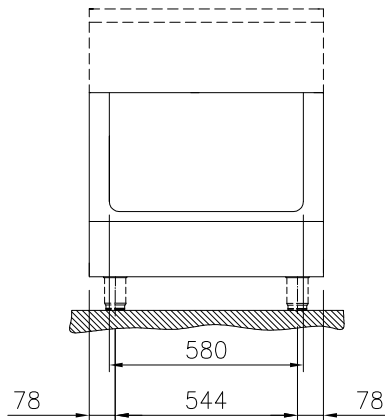
Experience the Excellence  
[www.electroluxprofessional.com](http://www.electroluxprofessional.com)



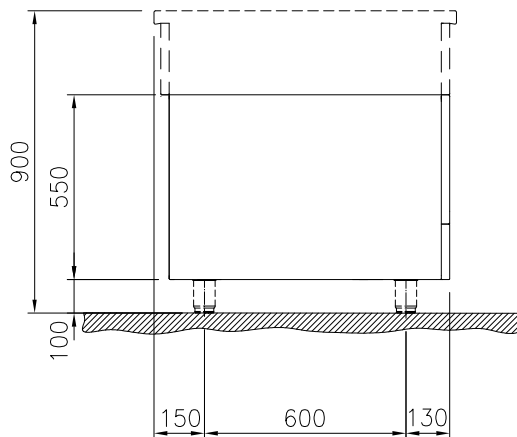
**Electrolux**  
PROFESSIONAL

**Modular Cooking Range Line**  
**thermaline 90 - 700 mm Open base,**  
**GN conform, 1 Side (H2) - H=550**

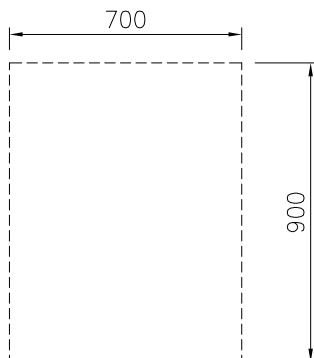
Front



Side



Top



**Key Information:**

External dimensions, Width:	
589497 (MC1BDAG000)	700 mm
External dimensions, Depth:	900 mm
External dimensions, Height:	550 mm
Cupboard Cavity Dimensions (width):	580 mm
Cupboard Cavity Dimensions (height):	330 mm
Cupboard Cavity Dimensions (depth):	740 mm
Net weight:	23 kg



**Modular Cooking Range Line**  
**thermaline 90 - 700 mm Open base, GN conform, 1 Side (H2) - H=550**

The company reserves the right to make modifications to the products without prior notice. All information correct at time of printing.

2025.04.18

### Optional Accessories

- Stainless steel side panel, 900x800mm, freestanding PNC 912511 ☐
- Stainless steel front kicking strip, 700mm width PNC 912597 ☐
- Stainless steel side kicking strips left and right, freestanding, 900mm width PNC 912621 ☐
- Stainless steel side kicking strips left and right, against the wall, 900mm width PNC 912624 ☐
- Stainless steel side kicking strips left and right, back-to-back, 1810mm width PNC 912627 ☐
- Stainless steel plinth, against wall, 700mm width PNC 912900 ☐
- Stainless steel plinth, freestanding, 700mm width PNC 912919 ☐
- Stainless steel panel, 900x800mm, against wall, left side PNC 913102 ☐
- Stainless steel panel, 900x800mm, against wall, right side PNC 913106 ☐
- Back panel, 700x450mm, for bases one-side operated PNC 913181 ☐
- Stainless steel side panel, left, H=800, flush PNC 913224 ☐
- Stainless steel side panel, left, H=800, flush PNC 913225 ☐
- Perforated shelf for warming cabinets and cupboard bases (one-side operated TL80-85-90 and two-side operated for TL80) PNC 913234 ☐
- Side reinforced panel only in combination with side shelf, for freestanding units PNC 913259 ☐
- Side reinforced panel only in combination with side shelf, for against the wall installations, left PNC 913268 ☐
- Side reinforced panel only in combination with side shelf, for against the wall installations, right PNC 913270 ☐
- Side reinforced panel only in combination with side shelf, for back-to-back installations, left PNC 913277 ☐
- Side reinforced panel only in combination with side shelf, for back-to-back installation, right PNC 913278 ☐
- Shelf fixation for TL80-85-90 one-side operated, TL80 two-side operated PNC 913281 ☐
- Stainless steel dividing panel, 900x800mm, (it should only be used between Electrolux Professional thermaline Modular 90 and thermaline C90) PNC 913673 ☐

- Stainless steel side panel, 900x800mm, flush-fitting (it should only be used against the wall, against a niche and in between Electrolux Professional thermaline and ProThermetic appliances and external appliances - provided that these have at least the same dimensions) PNC 913689 ☐